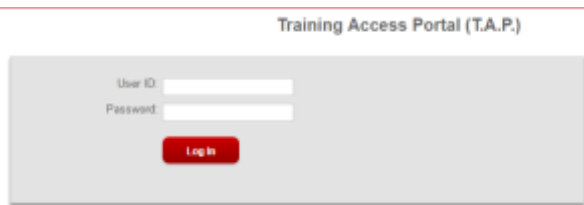


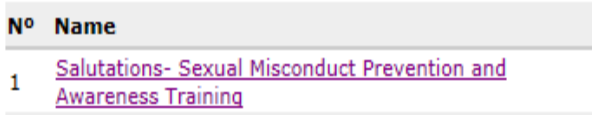
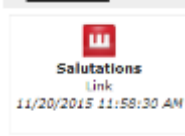


Title IX Training Video Course and Test

Steps	Descriptions
1.	After you access the E-Services webpage at www.uhcl.edu/eservices , you can access the UHCL Salutations training site to complete the training.
2.	Access the Student Training database by clicking on the UHCL Salutations link on the left side of the page.
3.	<p>You will use your E-Services 7 digit ID and password to access the training when you access the Training Portal page.</p> 
4.	<p>Click on Student Training system icon</p> 
5.	<p>Click on View Courses link.</p> 
6.	<p>Click on Salutations – Sexual Misconduct Prevention and Awareness Training link.</p> 
7.	<p>Click on the Salutations link to watch the video</p> 
8.	<p>Click on Quizzes tab to go to Salutations test. Complete test after viewing the video</p> 
9.	Click on arrow to open the Salutations test. Note: There are 10 questions/statements on the test that must be completed.
10.	Click Submit button once you have completed the test. Score must be 80 or better to pass the course.
11.	Click on Logout once you have completed the course and test.